

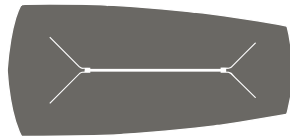
LYNX

Factsheet 2019

Zoom
byMobimex



Rechtecktisch
Rectangular table



Flow-Tisch
Flow table




Trapeztisch
Trapeze table



Segelform
Sailform



Kopftisch
Head table

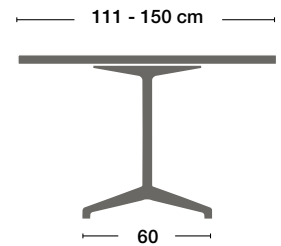
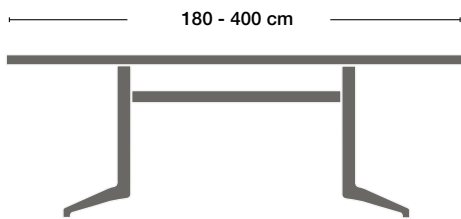


Rundtisch
Round table

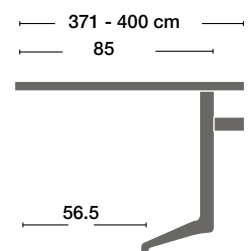
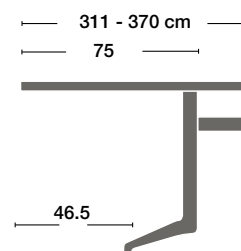
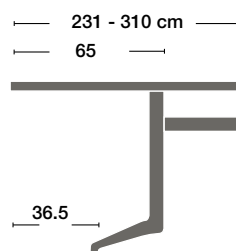
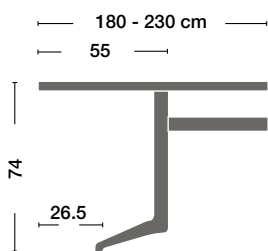


Quadratisch
Square table

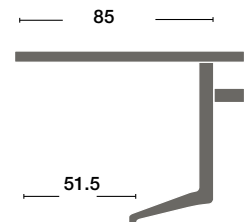
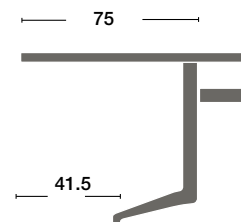
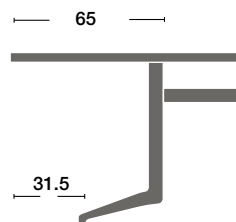
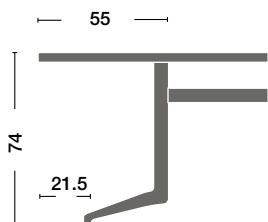
DIMENSION | DIMENSIONS



Fuss 50 cm breit | Leg 50 cm wide



Fuss 60 cm breit | Leg 60 cm wide





K 15*



K 25



K 64*



K 75



Cable Port
Cable Port



Retractor
Retractor

* nur bei Plattenstärke
28 mm möglich

* only possible with
panels 28 mm thick

KOMBINIERBAR MIT... | CAN BE COMBINED WITH...



LIN Stauraumkollection
LIN storage system

















TIX Stauraumkollection
TIX storage system






SPEZIFIKATION | SPECIFICATIONS

Platte	Massivholz, brettverleimt, 28 mm oder 40 mm
Kante	K 15*, K 25, K 64* oder K 75
Oberfläche	lackiert, geölt oder geseift
Untergestell	2 Fusselemente mit verschraubtem Verbindungssteg in Stahl pulverbeschichtet, verchromt
Top	Solid wood, selection, 28 mm or 40 mm
Edge	K 15*, K 25, K 64* or K 75
Surface	Lacquered, oiled or soaped
Base	2 metal legs with a visible mounting connector, powder-coated, chrome-plated

Basisfarben | Basic colours

						
41 weiss white RAL 9010	358 vanille vanilla Sikkens E4.05.75	39 elfenbein ivory Sikkens F6.06.74	28 rosenholz rosewood Sikkens EO.10.60	59 kieselstein pebble NCS S 4005-Y50R	49 kakao cacao Sikkens E0.10.40	65 mocca mocha NCS S 8505-Y80R
						
27 grau-weiss grey-white Sikkens ON.00.81	60 steingrau stone grey Sikkens ON.00.60	44 zement cement Sikkens ON.00.45	66 granit granite Sikkens FN.02.27	37 schieferschwarz slate black NCS S 8500-N	46 schwarz black NCS 9000-N	58 schwarz tiefmatt black deep matt NCS 9000-N

Pulverfarben | Powder colors

				
Trend 8 4201A90160A10	Style 23 4201E76256A3F	Style 22 4201E13212A3F	Style 28 4201E76257A3F	Classic 38 4201E82306A3F

Metalloberflächen | Metal surfaces


CG Chrom glänzend glossy chrome plated

**Alle abgebildeten
Farben/Strukturen nicht bindend**
All printed colours/structures
cannot be regarded as binding

Farbauswahl zeitlich vorbehalten
Colour selection: subject to change
without notice

09/2018

Massivholz | Solid wood



Ahorn Maple



Birnbaum Pear



Buche Beech




Eiche Oak



Esche Ash



Kernesche Heartwood ash




Kernesche nachtschwarz gebeizt Heartwood ash, black stained



Kirschbaum Cherry




Europäischer Nussbaum European walnut



Räuchereiche Smoked oak



Schwarznuss mit Splint Black walnut with sapwood



Schwarznuss ohne Splint Black walnut without sapwood



Platane Sycamore



Ulme Elm

FENIX NTM




FENIX NTM
Weiss Bianco Malé
0029



FENIX NTM
Beige Luxor
0719




FENIX NTM
Castoro Ottawa
0717



FENIX NTM
Grigio Antrim
0752



FENIX NTM
Cacao Orinoco
0749




FENIX NTM
Nero Ingo
0720


Linoleum | Linoleum




4176
mushroom




4132
ash



4140
jeans



4102
cofee



4023
nero

