

DESIGN: SANJA KNEZOVIĆ

Match hails from a family of modular sofas, offering a number of compositions adapted to each given space. Its morphology is defined by the simple basic lines of a somewhat lower armchair and an elevated armrest. While the cold foam fills its complete volume with sufficient firmness for comfortable sitting, a cover made from natural materials furthers the experience of comfort and relaxation. Match's dimensions go hand-in-hand with the needs of diverse groups of users, who can chose between two different widths and depths of the module. Its morphology makes the Match ideal for the furnishing of larger spaces.

STRUCTURE solid wood, plywood

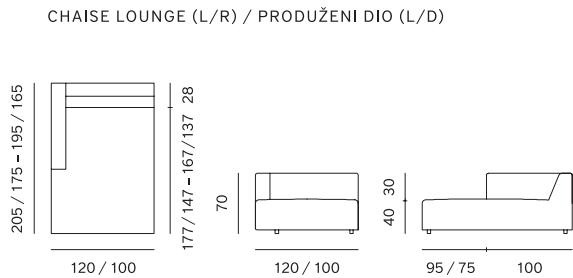
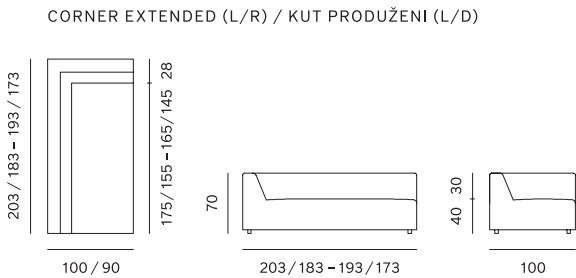
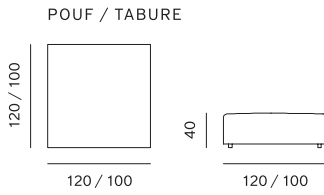
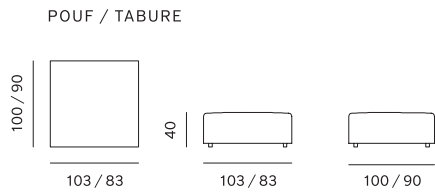
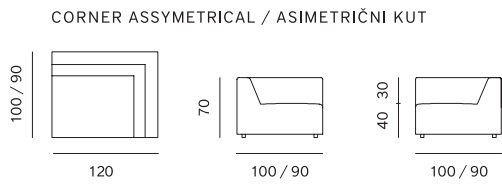
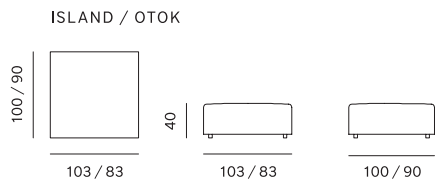
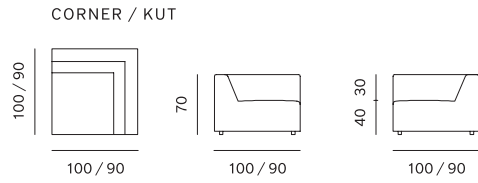
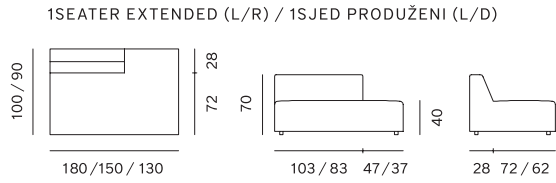
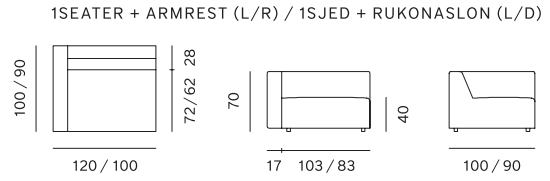
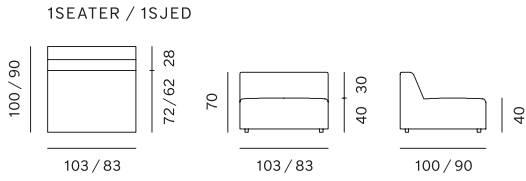
SUSPENSION wave springs

SEAT HR foam, polyester wadding

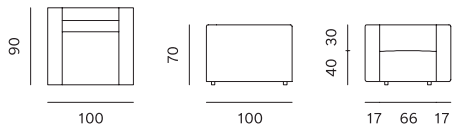
BACKREST HR foam, polyester wadding

LEGS PVC

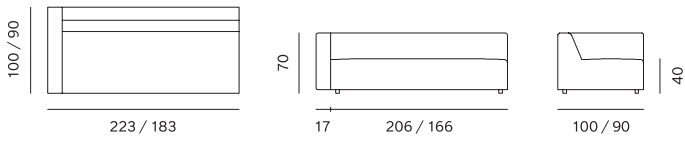
UPHOLSTERY fabric / leather



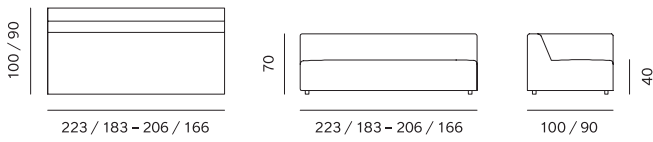
ARMCHAIR / FOTELJA



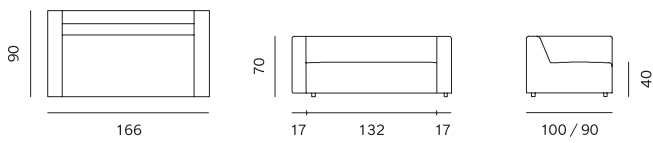
2SEATER + ARMREST (L/R) / 2SJED + RUKONASLON (L/D)



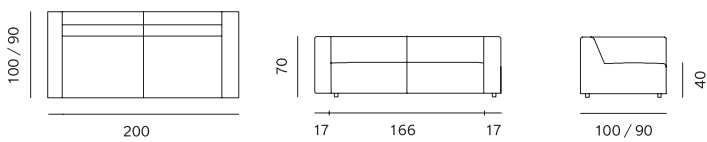
2SEATER / 2SJED



2SEATER SOFA / 2SJED



2,5SEATER SOFA / 2,5SJED



3SEATER SOFA / 3SJED

